


Instructions 5



Trouts and Seasons of The Mountain Village Since 1997




The First Process
Paper craft of Brown trout and Brook trout were added one more process.


The Second Process
Cut with knife along the black line of nose part (the arrow).



The Third Process
Put and glue it as you can't see white parts. If you use spatula of paper to put glue it will be beautifully finished.



The Fourth Process
The nose's part become round. It looks real.



The Fifth Process
Completion of Brown trout's head.

