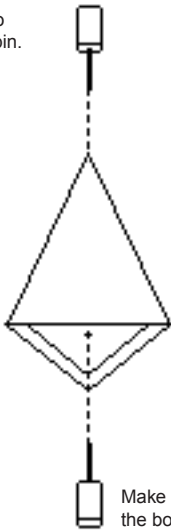


Instructions

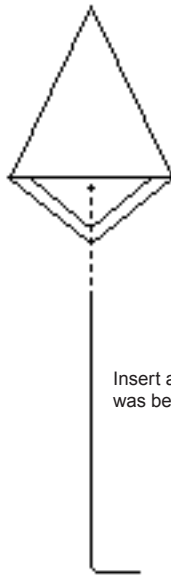


Trouts and Seasons of The Mountain Village Since 1997

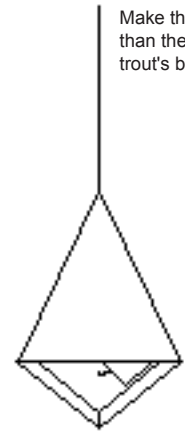
Make a hole to the tip with a pin.



Make a hole in the bottom with a pin.

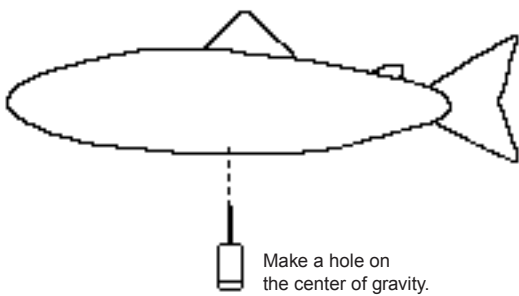


Insert a wire that was bent to L shape.

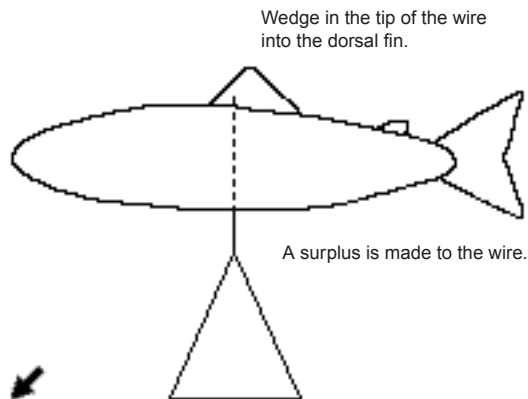


Make the wire longer than the height of paper trout's body.

Fix the wire in the bottom with a piece of paper.



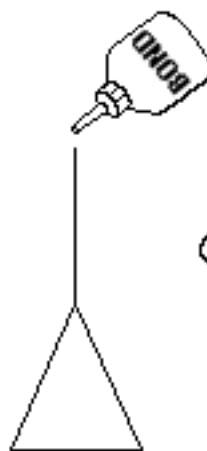
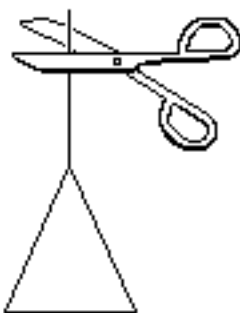
Make a hole on the center of gravity.



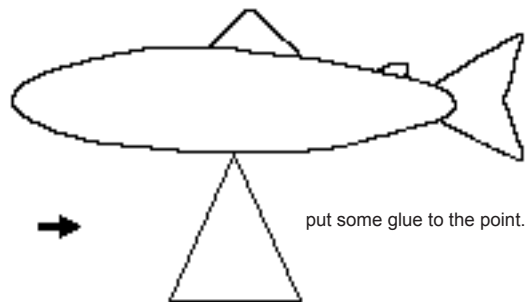
Wedge in the tip of the wire into the dorsal fin.

A surplus is made to the wire.

Cut unnecessary length of the wire tip.



Put some glue on the wire tip. Insert the wire in trout's body again. Be careful about a direction of triangle at that time.



put some glue to the point.